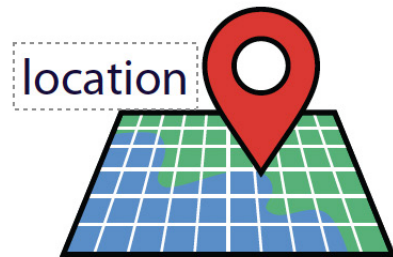

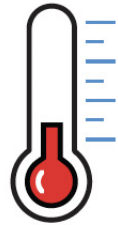




Before You Go

CONFIRM



CHECK WEATHER



TRANSPORTATION



walk



bike



carpool



public trans

PETS




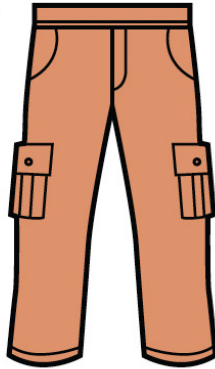
Plan Ahead

WHAT TO WEAR



protective clothes

bright colors



sun gear



thick soles



water shoes

PROTECTION



emergency meds



sun
screen



bug
spray



emergency
contact
numbers

GOOD TO HAVE



work gloves




safety vest



hand
sanitizer



water bottle



healthy snacks



extra clothing

At The Event

CHECK IN WITH ORGANIZERS



to learn where to:



Reach a team leader



Pick up litter



Not trespass




Get supplies




Put collected items

PERSONAL SAFETY



Wear safety clothes



Hydrate & stay fueled



Sunscreen & insect repellent

LITTER PICKUP SAFETY



Work in small groups



No earbuds or headphones



Watch for snakes, wasps, and hornets in debris piles



Report anything unusual




Be aware of your surroundings



Watch for poison ivy, poison oak, unstable rocks, thorns and brambles

Picking Up Litter


DO PICK UP



Carefully, handle sharp objects, aerosol cans, and chemical containers



Use common sense about lifting heavy objects. **GET HELP!**




Separate clean items for recycling. Pickup small, littered items

DON'T PICK UP



DON'T Remove bottle caps

DON'T Empty containers with liquid



DON'T disturb any large drum-like containers



DON'T pick up medical waste, dead animals, or weapons

Note and report

WHEN YOU'RE DONE




Report any littered hot spots



Put collected items in designated place



Return the cleanup supplies



Sanitize

Post event photos and experience to social media

